

My Fair Lady



Cinderella Cutouts Pillowcase

SUPPLIES (for one standard pillowcase):

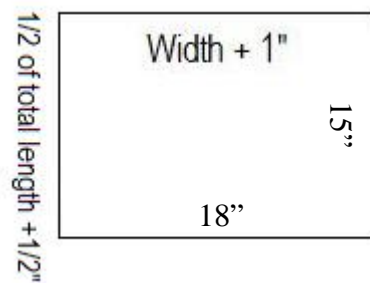
- ½ yd green fabric
- ¼ yd pink fabric
- ¼ yd white fabric
- ½ yd pink 30mm wide rickrack
- 80/12 Sharp Embroidery Needle
- Size 80/12 Universal Sewing Needle
- Sewing thread
- Embroidery thread
- Water soluble mesh stablizer
- Lace for edging (optional)
- Cinderella Cutouts design of your choice

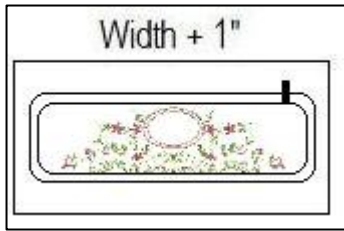
Note: This pattern is for a very tight fitting pillowcase. You may want to buy extra fabric if you would prefer a loose fitting case.



1. Cut a piece of green fabric 1" wider and 1" longer than your pillowcase. My fabric measures 18"x29". This is the pillowcase back.


2. Cut a second piece of green fabric the same width but half as long (plus ½" seam allowance) as the first piece.
3. Cut a piece of pink fabric the same size as the green piece in step 2.






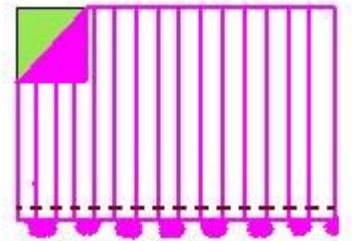
- Cut a piece of white fabric to the same width and large enough to hoop. (You might need to cut the fabric to the correct width AFTER embroidering if you are using a large hoop.)
- Embroider the design in the center of the white fabric following the instructions provided in the set.

- Trim the white fabric 2" above the design and 2" below the design. Press both long edges under 1/2".



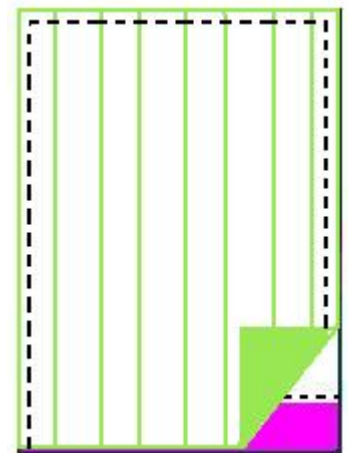
- Place the rickrack along the bottom of the short piece of green fabric.

- Place the pink fabric right side down on top of the green fabric and rickrack and stitch 1/2" from edge. Fold right side out and press the seam toward the pink fabric.



- Place the embroidered piece of white fabric in the center of the pink fabric and topstitch along the top and bottom edges.

- Place the pillowcase back face down over the pillowcase top and stitch around the sides and top. Clip the corners.



- Turn right side out and press.
- Turn the bottom edges under 1/4" and press. Turn under 1/4" again, press, and topstitch. Or, use a rolled hem foot if you have one!
- Optional – sew lace along the bottom of the pillowcase, or hand-crochet a lace edging along the bottom.